

RSC Race Weekend - Pannonia-ring 2019

Sorted on Laps

Histo Cup -2500 & PCC

www.pannonia-ring.com 4,740 km

RESULT-1st Race

2019. 07. 06. 13:20

Race (10 Laps) started at 13:25:46

Pos	No.	Name	Nat	Motorcycler	Laps	Total Tm	Diff	Gap	Best Tm
1	6	Martin SAHL	AUT	Ford RS 1600 BDA	10	22:35.982			2:14.542
2	199	Walter SPATT	AUT	VW Golf GTI I	10	22:58.625	22.643	22.643	2:15.358
3	10	Marcus LIPP	AUT	Alfa Romeo Alfetta GT 1.6	10	23:22.227	46.245	23.602	2:17.988
4	11	Markus MAIR	AUT	Alfa Romeo 1750 GT Am	10	23:23.968	47.986	1.741	2:18.316
5	22	Michael PUTZ	AUT	BMW 2002	10	23:24.132	48.150	0.164	2:18.523
6	87	Franz KERZNER	AUT	Ford Escort RS 1600 BDA	10	23:28.284	52.302	4.152	2:18.299
7	75	Thomas JAKOB-KAEFERLE	AUT	Ford Escort	10	24:13.958	1:37.976	45.674	2:22.958
8	26	Christoph ECKHART	AUT	Ford Escort RS 2000	10	24:14.197	1:38.215	0.239	2:23.548
9	682	Gerhard BRUCKMUELLER	AUT	Porsche 924	10	25:05.634	2:29.652	51.437	2:28.071
10	74	Alexander BAPPERGER	AUT	Ford Escort RS2000	9	22:38.065	1 Lap	1 Lap	2:25.811
11	4	Christian SCHALLENBERG	AUT	BMW 2002ti	9	23:26.590	1 Lap	48.525	2:33.705
12	38	Christian BERNARD	AUT	BMW 700 RS	9	23:53.447	1 Lap	26.857	2:37.001
13	175	Josef GUMPENBERGER	AUT	Alfa Romeo GTV 2.0	9	25:22.732	1 Lap	1:29.285	2:44.767
Not classified (90% = 9 Laps)									
DNF	100	Peter PÖSCHL	AUT	FORD Escort RS 2000	8	20:03.539	DNF	1 Lap	2:25.203
DNF	33	Elmar EIFERT	GER	BMW 2002	6	14:32.528	DNF	2 Laps	2:21.599
DNF	70	Gerald MÜLLER	AUT	Ford Escort RS 2000	5	12:28.519	DNF	1 Lap	2:22.662

Handwritten signature: WQ 7400 K/17


Margin of Victory	Avg. Speed	Best Lap Tm	Best Speed	Best Lap by
22.643	125,842	2:14.542	126,830	6 - Martin SAHL

Race Director: Harald LEHNER


Chief of Timing & Scoring: Balázs FERENCZI

Orbits





HISTO CUP



ASC Race Weekend - Pannonia-ring 2019

Sorted on Laps

Histo Cup +2500 & PCC

www.pannonia-ring.com 4,740 km

RESULT-1st Race

2019. 07. 06. 15:40

Race (10 Laps) started at 15:45:00

Pos	No.	Name	Nat	Motorcycler	Laps	Total Tm	Diff	Gap	Best Tm
1	34	Riko FÜRTBAUER	AUT	Ford GT40	10	21:51.762			2:08.606
2	117	Marcus BEREUTER	GER	Chevrolet Corvette C3	10	22:01.934	10.172	10.172	2:08.899
3	198	Hubert FÄRBER	GER	Ford Shelby GT 350 R	10	22:02.131	10.369	0.197	2:10.357
4	644	Gerhard SEDLACEK	AUT	Porsche 964	10	22:10.198	18.436	8.067	2:10.457
5	50	David BECVAR	CZE	Jaguar XJS	10	22:22.914	31.152	12.716	2:12.801
6	120	Erwin WARISLOWICH	AUT	BMW E21 Gruppe 5	10	22:23.267	31.505	0.353	2:12.526
7	645	Toni ZISSER	AUT	Porsche 944 Turbo	10	22:31.564	39.802	8.297	2:13.072
8	192	Manfred IRGER	AUT	Ford GT40	10	22:44.989	53.227	13.425	2:14.993
9	36	Alfred WEIBENGRUBER	AUT	BMW 635 CSI	10	22:46.314	54.552	1.325	2:13.241
10	52	Andreas SEIVERTH	AUT	Ford Capri RS 2600	10	22:48.541	56.779	2.227	2:14.774
11	621	Josef SCHÖBWENDTER	AUT	Porsche 944 Turbo	10	22:50.331	58.569	1.790	2:14.641
12	53	Michael SPAZIERER	AUT	Ford Capri RS 3100	10	23:12.847	1:21.085	22.516	2:16.340
13	274	Klaus HOLZINGER	AUT	BMW 325i	10	23:36.063	1:44.301	23.216	2:18.254
14	107	René JENTZSCH	GER	Chevrolet Corvette C3	10	23:48.974	1:57.212	12.911	2:18.366
15	92	Bernd MATZER	AUT	Chevrolet Corvette C4	9	22:09.412	1 Lap	1 Lap	2:24.044
16	2	Astrid WITZANY	GER	Ford Mustang	9	22:11.718	1 Lap	2.306	2:25.642
17	35	Franz WETZLMAIER	AUT	BMW 535i	9	22:20.617	1 Lap	8.899	2:26.124
18	650	Peter HOLLERER	AUT	Porsche 911 RSR	9	22:39.205	1 Lap	18.588	2:20.112
Not classified (90% = 9 Laps)									
DNF	165	Christian SCHNEIDER	AUT	Alfetta GTV 6	8	17:52.593	DNF	1 Lap	2:09.450
DNF	633	Wolfgang BELASTA	GER	Porsche 993 Turbo-2	5	12:51.037	DNF	3 Laps	2:21.658

Handwritten signature and text:
 W Q
 R 16⁰⁰

Margin of Victory	Avg. Speed	Best Lap Tm	Best Speed	Best Lap by
10.172	130,085	2:08.606	132,684	34 - Riko FÜRTBAUER

Race Director: Harald LEHNER

Chief of Timing & Scoring: Balázs FERENCZI



INTER CARS



RACING-SHOP

Orbits

RSC Race Weekend - Pannonia-ring 2019

Sorted on Laps

Formel Historic

www.pannonia-ring.com 4,740 km

RESULT- 1st Race

2019. 07. 06. 14:30

Race (10 Laps) started at 14:38:00

Pos	No.	Name	Nat	Motorcycler	Laps	Total Tm	Diff	Gap	Best Tm
1	78	Franz GUGGEMOS	GER	Hill GH2	10	19:57.638			1:57.997
2	14	Philipp THIEL	AUT	Dallara F3	10	19:58.389	0.751	0.751	1:57.466
3	62	Peter PECKARY	AUT	Renault Renault	10	20:37.814	40.176	39.425	2:01.856
4	15	Roman PÖLLINGER	AUT	Reymald F387	10	20:45.527	47.889	7.713	2:02.418
5	37	Dieter SCHWARZ	AUT	Formel Opel Lotus MK 1	10	20:45.584	47.946	0.057	2:02.812
6	69	Michael THEURITZBACHER	AUT	Opel Lotus MK2	10	21:08.933	1:11.295	23.349	2:04.359
7	68	Gerhard LEHNINGER	AUT	Formel Opel Lotus	10	21:12.253	1:14.615	3.320	2:05.606
8	84	Alexander LEDERER	AUT	PRC Opel	10	21:13.176	1:15.538	0.923	2:04.250
9	76	Otto FLUM	AUT	Reynard SF	10	21:14.061	1:16.423	0.885	2:05.433
10	67	Walter SKOPIK	AUT	Reynard SF 84	10	21:39.015	1:41.377	24.954	2:04.837
11	145	Patrick SCHOBER	SVK	Formel König FK-96	10	21:40.055	1:42.417	1.040	2:06.270
12	85	Georg BÖHRINGER	AUT	PRC Opel	9	20:00.856	1 Lap	1 Lap	2:11.962
13	146	Franz BENCZAK	AUT	Formel König FK-96	9	20:14.830	1 Lap	13.974	2:12.419
14	18	Benjamin PFEIL	AUT	Martini MK53	9	20:19.135	1 Lap	4.305	2:11.982
15	74	Norbert FRITZ	AUT	Ford Reynard SF87	9	20:23.392	1 Lap	4.257	2:12.851
16	31	Helmut SCHEUCH	AUT	Opel Lotus	9	21:05.746	1 Lap	42.354	2:11.436
17	51	Peter HINDERER	GER	Lotus 51 A/C	9	21:12.382	1 Lap	6.636	2:16.895

Not classified (90% = 9 Laps)

	35	Günther STURM	AUT	REYNARD SF85	8	19:58.677	2 Laps	1 Lap	2:26.330
DNF	4	Franz RENNER	AUT	Van Diemen Formel Ford	6	15:49.454	DNF	2 Laps	2:25.005
DNF	11	Friedrich HOFBAUER	AUT	Hawke DL2B	5	11:58.191	DNF	1 Lap	2:17.691
DNS	49	Markus DEUTSCH	AUT	Lola T 492			DNS		
DNS	3	Karin RENNER	AUT	Reynard F3 893			DNS		


Handwritten signature and date: 7.5.18

Margin of Victory	Avg. Speed	Best Lap Tm	Best Speed	Best Lap by
0.751	142,480	1:57.466	145,268	14 - Philipp THIEL

Race Director: Harald LEHNER

Orbits

Chief of Timing & Scoring: Balázs FERENCZI



Sorted on Laps

SC Race Weekend - Pannónia-ring 2019

www.pannonia-ring.com 4,740 km

Young Timer & TCO

2019. 07. 06. 15:05

RESULT- 1st Race

Race (10 Laps) started at 15:11:14

Pos	No.	Name	Nat	Motorcyler	Laps	Total Tm	Diff	Gap	Best Tm
1	290	Thomas WEBERHOFER	AUT	Opel Omega V8 Star	10	21:32.985			2:06.759
2	413	Dieter-Karl ANTON	AUT	Honda S 2000 V6	10	21:35.518	2.533	2.533	2:07.988
3	275	Gerhard JÖRG	AUT	Chevrolet Corvette C5	10	21:44.563	11.578	9.045	2:08.662
4	884	Wolfgang MAIER	AUT	BMW V8 Star	10	21:46.495	13.510	1.932	2:09.022
5	516	Manfred WERNER	GER	Porsche 997 GT3 Cup	10	21:51.682	18.697	5.187	2:09.366
6	898	Rudolf HAPPL	AUT	Audi S3 Turbo MZR	10	22:07.396	34.411	15.714	2:10.397
7	200	Arpad VISZOKAY	HUN	BMW 320	10	22:44.163	1:11.178	36.767	2:13.076
8	459	Günther ALTH	AUT	Porsche 997 GT3 Cup	10	22:53.612	1:20.627	9.449	2:14.269
9	209	Lutz FISCHER	GER	Porsche 911 GT3	10	23:30.303	1:57.318	36.691	2:15.051
10	305	Roland KÖNIGSECKER	AUT	Mazda 323 GTR 4x4	10	23:31.012	1:58.027	0.709	2:18.405
11	391	Gabriel SCHERDI	GER	BMW 325i	10	23:41.639	2:08.654	10.627	2:19.473
12	276	Gerhard ERTL	AUT	Audi Coupe	10	23:46.141	2:13.156	4.502	2:19.749
13	899	Heiko KÖPPE	GER	Audi S3	9	21:48.086	1 Lap	1 Lap	2:20.349
14	271	Walter BRAUNSTEIN	AUT	BMW 325i E30	9	21:48.245	1 Lap	0.159	2:22.596
15	277	Peter ZIMMERMANN	GER	BMW 325i Challenge	9	21:48.852	1 Lap	0.607	2:22.317
16	272	Stefan WROBEL	AUT	BMW 325i E 30	9	22:48.415	1 Lap	59.563	2:25.936
17	372	Thomas MÜLLNER	AUT	Chevrolet Camaro GT 1	9	22:58.938	1 Lap	10.523	2:27.842

Not classified (90% = 9 Laps)

DNF	475	Mario EDER	AUT	Nissan 370Z	6	14:09.953	DNF	3 Laps	2:13.998
DNF	597	Gerhard ROTH	AUT	BMW Z4	4	15:43.160	DNF	2 Laps	2:14.599
DNF	478	Markus EDER	AUT	Ford Focus ST R	3	6:48.249	DNF	1 Lap	2:09.426
DNF	329	Johannes KAWICHER	AUT	BMW M3 E36	3	7:12.486	DNF	24.237	2:15.307
DNF	306	Dominik KLIMA	AUT	Honda Integra R	3	7:29.672	DNF	17.186	2:14.729
DNF	505	Siegfried KUZDAS	AUT	BMW Alpina B6GT3	2	4:02.946	DNF	1 Lap	1:58.870
DNS	398	Vlastimil PAVLIK	CZE	Ferrari F430			DNS		
DNS	400	Herbert LEITNER	AUT	Toyota Corolla			DNS		

Margin of Victory	Avg. Speed	Best Lap Tm	Best Speed	Best Lap by
2.533	131,974	1:58.870	143,552	505 - Siegfried KUZDAS

Race Director: Harald LEHNER

Chief of Timing & Scoring: Balázs FERENCZI



Orbits

RSC Race Weekend - Pannónia-ring 2019

Sorted on Laps

BMW 325 Challenge & MINI

www.pannonia-ring.com 4,740 km

RESULT-1st Race

2019. 07. 06. 13:55

Race (10 Laps) started at 13:59:25

Pos	No.	Name	Nat	Motorcycler	Laps	Total Tm	Diff	Gap	Best Tm
1	150	Tobias WEICHENBERGER	AUT	BMW 325i Challenge	10	23:31.687			2:11.820
2	171	Matthias HEINEMANN	GER	BMW 325i Challenge	10	23:32.497	0.810	0.810	2:11.536
3	112	Lando GRAF VON WEDEL	GER	BMW 325 Challenge	10	23:33.043	1.356	0.546	2:11.452
4	117	Maximilian WINKLER	AUT	BMW 325i Challenge	10	23:33.075	1.388	0.032	2:11.835
5	106	Leon UNGER	AUT	BMW 325i Challenge	10	23:34.997	3.310	1.922	2:13.163
6	110	Herbert KARRER	AUT	BMW 325i Challenge	10	23:39.625	7.938	4.628	2:13.547
7	108	Leopold UNGER	AUT	BMW 325i Challenge	10	23:43.334	11.647	3.709	2:14.372
8	109	Stefan RAUSCHER	AUT	BMW 325 Challenge	10	23:45.913	14.226	2.579	2:14.342
9	111	Georg STEFFNY	AUT	BMW 325i Challenge	10	23:46.620	14.933	0.707	2:14.575
10	177	Charly HABENBACHER	AUT	BMW 325i Challenge	10	23:47.749	16.062	1.129	2:13.033
11	222	Florian KAMMERSTÄTTER	AUT	BMW 325i E30	10	23:49.128	17.441	1.379	2:14.642
12	183	Franz-Josef STOPPER	AUT	BMW 325i E30	10	23:53.795	22.108	4.667	2:16.581
13	888	Peter HINDERER	GER	Mini JCW Challenge	10	24:02.351	30.664	8.556	2:17.654
14	214	Hartwig LICHTENEGGER	GER	BMW 325i	10	24:04.644	32.957	2.293	2:17.941
15	114	Christian GRAF VON WEDEL	GER	BMW 325i	10	24:31.646	59.959	27.002	2:17.853
16	277	Peter ZIMMERMANN	GER	BMW 325i Challenge	10	24:56.262	1:24.575	24.616	2:22.851
17	220	Günter STRIRK	AUT	BMW 325i	10	25:00.970	1:29.283	4.708	2:27.984
18	271	Patrick WEIß	AUT	BMW 325i E30	10	25:21.551	1:49.864	20.581	2:20.777
DNF	167	Manfred ZAUNBAUER	AUT	BMW 325i Challenge	9	21:37.504	DNF	1 Lap	2:13.685
DNF	115	Natalie HORVATH	AUT	BMW 325i	9	21:43.948	DNF	6.444	2:17.855

Not classified (90% = 9 Laps)

DNF	272	Gerhard WIESS	AUT	BMW 325i E 30	8	29:37.108	DNF	1 Lap	2:16.011
DNF	258	Lud PRUNNBAUER	AUT	BMW 325i	5	13:17.207	DNF	3 Laps	2:33.868
DNF	119	Arpad VISZOKAY	HUN	BMW 325i Challenge	4	13:47.968	DNF	1 Lap	2:14.175

Handwritten signature and number 16

Margin of Victory	Avg. Speed	Best Lap Tm	Best Speed	Best Lap by
0.810	120,877	2:11.452	129,812	112 - Lando GRAF VON WEDEL

Race Director: Harald LEHNER

Orbits

Chief of Timing & Scoring: Balázs FERENCZI

RSC Race Weekend - Pannonia-ring 2019

Sorted on Laps

Histo Cup -2500 & PCC

www.pannonia-ring.com 4,740 km

RESULT- 2nd Race

2019. 07. 07. 13:00

Race (10 Laps) started at 13:03:58

Pos	No.	Name	Nat	Motorcycler	Laps	Total Tm	Diff	Gap	Best Tm
1	34	Riko FÜRTBAUER	AUT	Ford GT40	10	21:51.360			2:10.044
2	6	Martin SAHL	AUT	Ford RS 1600 BDA	10	22:07.889	16.529	16.529	2:09.880
3	50	David BECVAR	CZE	Jaguar XJS	10	22:08.361	17.001	0.472	2:11.194
4	644	Gerhard SEDLACEK	AUT	Porsche 964	10	22:28.408	37.048	20.047	2:11.948
5	645	Toni ZISSER	AUT	Porsche 944 Turbo	10	22:34.329	42.969	5.921	2:13.791
6	53	Michael SPAZIERER	AUT	Ford Capri RS 3100	10	23:20.890	1:29.530	46.561	2:15.652
7	87	Franz KERZNER	AUT	Ford Escort RS 1600 BDA	10	23:26.738	1:35.378	5.848	2:17.643
8	274	Klaus HOLZINGER	AUT	BMW 325i	10	23:26.970	1:35.610	0.232	2:17.688
9	621	Josef SCHÖBWENDTER	AUT	Porsche 944 Turbo	10	23:38.704	1:47.344	11.734	2:19.098
10	75	Thomas JAKOB-KAEFERLE	AUT	Ford Escort	10	23:44.786	1:53.426	6.082	2:19.420
11	11	Markus MAIR	AUT	Alfa Romeo 1750 GT Am	10	23:45.092	1:53.732	0.306	2:18.455
12	107	René JENTZSCH	GER	Chevrolet Corvette C3	10	24:05.351	2:13.991	20.259	2:21.454
13	650	Peter HOLLERER	AUT	Porsche 911 RSR	10	24:06.795	2:15.435	1.444	2:20.971
14	35	Franz WETZLMAIER	AUT	BMW 535i	9	21:57.891	1 Lap	1 Lap	2:19.102
15	100	Peter PÖSCHL	AUT	FORD Escort RS 2000	9	22:02.382	1 Lap	4.491	2:23.477
16	2	Astrid WITZANY	GER	Ford Mustang	9	22:04.987	1 Lap	2.605	2:24.055
17	682	Gerhard BRUCKMUELLER	AUT	Porsche 924	9	22:08.033	1 Lap	3.046	2:24.772
18	74	Alexander BAPPERGER	AUT	Ford Escort RS2000	9	22:40.644	1 Lap	32.611	2:28.324
19	38	Christian BERNARD	AUT	BMW 700 RS	9	24:07.704	1 Lap	1:27.060	2:38.107
20	92	Bernd MATZER	AUT	Chevrolet Corvette C4	9	27:43.053	1 Lap	3:35.349	2:22.223

Not classified (90% = 9 Laps)

	175	Josef GUMPENBERGER	AUT	Alfa Romeo GTV 2.0	8	22:36.148	2 Laps	1 Lap	2:45.939
	52	Andreas SEIVERTH	AUT	Ford Capri RS 2600	7	16:36.907	3 Laps	1 Lap	2:20.228
DNF	165	Christian SCHNEIDER	AUT	Alfetta GTV 6	4	8:56.390	DNF	3 Laps	2:11.480
DNF	120	Erwin WARISLOWICH	AUT	BMW E21 Gruppe 5	4	8:59.911	DNF	3.521	2:11.910
DNF	70	Gerald MÜLLER	AUT	Ford Escort RS 2000	2	5:24.888	DNF	2 Laps	2:24.878
DNF	10	Marcus LIPP	AUT	Alfa Romeo Alfetta GT 1.8	1	2:33.652	DNF	1 Lap	2:24.448
DNS	633	Wolfgang BELASTA	GER	Porsche 993 Turbo-2			DNS		
DNS	199	Walter SPATT	AUT	VW Golf GTI I			DNS		
DNS	26	Christoph ECKHART	AUT	Ford Escort RS 2000			DNS		

Margin of Victory	Avg. Speed	Best Lap Tm	Best Speed	Best Lap by
16.529	130,124	2:09.880	131,383	6 - Martin SAHL

Race Director: Harald LEHNER

Orbits

Chief of Timing & Scoring: Balázs FERENCZI

RSC Race Weekend - Pannonia-ring 2019

Sorted on Laps

Young Timer & TCO

www.pannonia-ring.com 4,740 km

RESULT- 2nd Race

2019. 07. 07. 14:05

Race (10 Laps) started at 14:15:12

Pos	No.	Name	Nat	Motorcycler	Laps	Total Tm	Diff	Gap	Best Tm
1	505	Siegfried KUZDAS	AUT	BMW Alpina B6GT3	10	20:58.209			2:04.151
2	413	Dieter-Karl ANTON	AUT	Honda S 2000 V6	10	21:41.326	43.117	43.117	2:08.016
3	478	Markus EDER	AUT	Ford Focus ST R	10	21:41.764	43.555	0.438	2:07.450
4	898	Rudolf HAPPL	AUT	Audi S3 Turbo MZR	10	22:18.387	1:20.178	36.623	2:11.988
5	306	Dominik KLIMA	AUT	Honda Integra R	10	22:18.998	1:20.789	0.611	2:12.203
6	597	Gerhard ROTH	AUT	BMW Z4	10	22:27.115	1:28.906	8.117	2:12.390
7	275	Gerhard JÖRG	AUT	Chevrolet Corvette C5	10	22:34.986	1:36.777	7.871	2:10.450
8	516	Manfred WERNER	GER	Porsche 997 GT3 Cup	10	22:38.888	1:40.679	3.902	2:11.132
9	459	Günther ALTH	AUT	Porsche 997 GT3 Cup	10	22:40.636	1:42.427	1.748	2:13.778
10	475	Mario EDER	AUT	Nissan 370Z	10	22:43.292	1:45.083	2.656	2:13.985
11	899	Heiko KÖPPE	GER	Audi S3	10	23:25.153	2:26.944	41.861	2:15.334
12	329	Johannes KAWICHER	AUT	BMW M3 E36	10	23:40.108	2:41.899	14.955	2:14.079
DNF	290	Thomas WEBERHOFER	AUT	Opel Omega V8 Star	9	19:26.900	DNF	1 Lap	2:05.920
14	209	Lutz FISCHER	GER	Porsche 911 GT3	9	21:04.414	1 Lap	1:37.514	2:14.837
15	305	Roland KÖNIGSECKER	AUT	Mazda 323 GTR 4x4	9	21:08.964	1 Lap	4.550	2:18.646
16	276	Gerhard ERTL	AUT	Audi Coupe	9	21:18.415	1 Lap	9.451	2:19.456
17	391	Gabriel SCHERDI	GER	BMW 325i	9	21:29.370	1 Lap	10.955	2:19.402
18	271	Walter BRAUNSTEIN	AUT	BMW 325i E30	9	21:59.981	1 Lap	30.611	2:19.885
19	272	Stefan WROBEL	AUT	BMW 325i E 30	9	22:22.959	1 Lap	22.978	2:24.916

Not classified (90% = 9 Laps)

DNS 200 Arpad VISZOKAY HUN BMW 320 DNS


Handwritten: AUT 14:40 KQ

Margin of Victory	Avg. Speed	Best Lap Tm	Best Speed	Best Lap by
43.117	135,621	2:04.151	137,446	505 - Siegfried KUZDAS

Race Director: Harald LEHNER

Chief of Timing & Scoring: Balázs FERENCZI

Orbits



RSC Race Weekend - Pannonia-ring 2019

Sorted on Lap

Formel Historic

www.pannonia-ring.com 4,740 km

RESULT- 2nd Race

2019. 07. 07. 14:40

Race (10 Laps) started at 14:57:16

Pos	No.	Name	Nat	Motorcycler	Laps	Total Tm	Diff	Gap	Best Tm
1	14	Philipp THIEL	AUT	Dallara F3	10	19:56.741			1:57.043
2	15	Roman PÖLLINGER	AUT	Reymald F387	10	20:32.816	36.075	36.075	2:01.023
3	62	Peter PECKARY	AUT	Renault Renault	10	20:34.581	37.840	1.765	2:00.609
4	37	Dieter SCHWARZ	AUT	Formel Opel Lotus MK 1	10	20:49.741	53.000	15.160	2:02.669
5	69	Michael THEURITZBACHER	AUT	Opel Lotus MK2	10	21:05.096	1:08.355	15.355	2:04.058
6	74	Alexander FRITZ	AUT	Ford Reynard SF87	10	21:05.614	1:08.873	0.518	2:03.687
7	84	Alexander LEDERER	AUT	PRC Opel	10	21:10.776	1:14.035	5.162	2:04.279
8	76	Otto FLUM	AUT	Reynard SF	10	21:26.136	1:29.395	15.360	2:04.258
9	67	Walter SKOPIK	AUT	Reynard SF 84	10	21:51.610	1:54.869	25.474	2:08.247
10	146	Franz BENČZAK	AUT	Formel König FK-96	10	21:52.265	1:55.524	0.655	2:08.429
11	18	Benjamin PFEIL	AUT	Martini MK53	9	20:06.641	1 Lap	1 Lap	2:10.779
12	145	Patrick SCHÖBER	SVK	Formel König FK-96	9	20:39.390	1 Lap	32.749	2:07.900
Not classified (90% = 9 Laps)									
	78	Franz GUGGEMOS	GER	Hill GH2	8	15:53.521	2 Laps	1 Lap	1:57.267
	35	Günther STURM	AUT	REYNARD SF85	8	20:21.714	2 Laps	4:28.193	2:27.228
DNF	68	Gerhard LEHNINGER	AUT	Formel Opel Lotus	5	11:32.439	DNF	3 Laps	2:05.574
DNS	4	Franz RENNER	AUT	Van Diemen Formel Ford			DNF		


Handwritten signatures and initials: "W", "R", "K", "TS 22"

Margin of Victory	Avg. Speed	Best Lap Tm	Best Speed	Best Lap by
36.075	142,587	1:57.043	145,793	14 - Philipp THIEL

Race Director: Harald LEHNER

Chief of Timing & Scoring: Balázs FERENCZI

Orbits

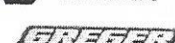




BMW Premium Selection, Gebrauchte Automobile



BOSCH

BMW Driving Experience.





RSC Race Weekend - Pannonia-ring 2019

Sorted on Lap

BMW 325 Challenge & MINI

www.pannonia-ring.com 4,740 km

RESULT- 2nd Race

2019. 07. 07. 13:30

Race (10 Laps) started at 13:37:51

Pos	No.	Name	Nat	Car	Laps	Total Tm	Diff	Gap	Best T
1	150	Tobias WEICHENBERGER	AUT	BMW 325i Challenge	10	22:23.568			
2	112	Lando GRAF VON WEDEL	GER	BMW 325 Challenge	10	22:25.788	2.220	2.220	2:12.74
3	106	Leon UNGER	AUT	BMW 325i Challenge	10	22:26.597	3.029	0.809	2:12.89
4	177	Charly HABENBACHER	AUT	BMW 325i Challenge	10	22:37.894	14.326	11.297	2:13.73
5	111	Georg STEFFNY	AUT	BMW 325i Challenge	10	22:39.131	15.563	1.237	2:13.96
6	109	Stefan RAUSCHER	AUT	BMW 325 Challenge	10	22:39.935	16.367	0.804	2:14.23
7	110	Herbert KARRER	AUT	BMW 325i Challenge	10	22:40.048	16.480	0.113	2:14.24
8	222	Florian KAMMERSTÄTTER	AUT	BMW 325i E30	10	22:56.668	33.100	16.620	2:14.09
9	183	Franz-Josef STOPPER	AUT	BMW 325i E30	10	22:57.226	33.658	0.558	2:15.59
10	114	Christian GRAF VON WEDEL	GER	BMW 325i Challenge	10	23:15.354	51.786	18.128	2:16.29
11	115	Natalie HORVATH	AUT	BMW 325i	10	23:22.905	59.337	7.551	2:18.04
12	272	Gerhard WIESS	AUT	BMW 325i E 30	10	23:26.317	1:02.749	3.412	2:18.17
13	271	Patrick WEIB	AUT	BMW 325i E30	10	23:27.970	1:04.402	1.653	2:18.08
14	214	Hartwig LICHTENEGGER	GER	BMW 325i	10	23:28.496	1:04.928	0.526	2:18.15
15	220	Günter STRIRK	AUT	BMW 325i	9	22:23.769	1 Lap	1 Lap	2:27.07
16	258	Lud PRUNNBAUER	AUT	BMW 325i	9	23:30.658	1 Lap	1:06.889	2:32.02
Not classified (90% = 9 Laps)									
DNF	117	Maximilian WINKLER	AUT	BMW 325i Challenge	8	18:26.958	DNF	1 Lap	2:12.437
DNF	171	Matthias HEINEMANN	GER	BMW 325i Challenge	6	13:42.788	DNF	2 Laps	2:12.696
DNS	108	Leopold UNGER	AUT	BMW 325i Challenge			DNF		
DQ	119	György RÁCZ	HUN	BMW 325i Challenge	10	22:25.613	DQ		2:13.063

Race Control Report

#119 dangerous driving, pushing an other car

Winkler
117
14 15

Margin of Victory	Avg. Speed	Best Lap Tm	Best Speed	Best Lap by
2.220	127,005	2:12.437	128,846	117 - Maximilian WINKLER

Race Director: Harald LEHNER

Chief of Timing & Scoring: Balázs FERENCZI

Orbits




BMW Premium Selection. Gebrauchte Automobile



BOSCH

BMW Driving Experience.



RSC Race Weekend - Pannónia-ring 2019

Sorted on Laps

Ravenol 1 Hour Race

www.pannonia-ring.com 4,740 km

RESULT- Race

2019. 07. 06. 16:45

Race (1:00:00 Time) started at 16:50:21

Pos	No.	Name	Nat	Car	Laps	Total Tm	Diff	Gap	Best Tm
1	13	Trencar		KTM XBOW	28	1:00:20.141			1:58.828
2	16	K2MAX		Porsche 991 GT3 Cup	28	1:00:39.814	19.673	19.673	2:00.846
3	22	Duller Motorsport		BMW Alpina	28	1:01:03.931	43.790	24.117	2:00.504
4	12	Stadtegger/Hofer		Porsche 911 GT3	28	1:01:54.165	1:34.024	50.234	2:01.153
5	14	Team Süßenguth		Porsche GT3 Cup	27	1:00:48.811	1 Lap	1 Lap	2:03.826
6	3	Werner		Porsche 997	27	1:01:50.087	1 Lap	1:01.276	2:07.309
7	8	Irger / Schropper		Ford GT40	26	1:01:58.622	2 Laps	1 Lap	2:07.790
8	10	MZR		Audi S3	25	1:00:27.177	3 Laps	1 Lap	2:10.137
9	1	Meisinger Motorsport		Seat Leon Supercopa MK	25	1:00:38.457	3 Laps	11.280	2:11.703
10	15	Maier		BMW V8 Star	24	54:01.685	4 Laps	1 Lap	2:04.216
11	24	Weiss / Weiss		BMW 325i	24	1:01:04.368	4 Laps	7:02.683	2:20.095
12	23	Braunstein/Wrobel		BMW 325i	23	1:00:20.032	5 Laps	1 Lap	2:22.283
13	7	Altmann/Stadler		Audi TT	23	1:01:33.335	5 Laps	1:13.303	2:21.856
14	2	Finster Motorsport		Ford Escort RS	21	1:01:51.913	7 Laps	2 Laps	2:39.699
Not classified									
DNS	17	Koglbauer Motorsport		Porsche 991 Cup			DNS		
DNS	21	Hinderer/Baltes		Mini JCW R56			DNS		

Race Control Report

Penalty because pit out early
 Trencar 2sec
 K2MAX 8sec
 MZR (#10) 5sec
 Altmann/Stadler 6sec

[Handwritten signature]
 18:53

[Handwritten signature] 18:20
 AUE

Margin of Victory	Avg. Speed	Best Lap Tm	Best Speed	Best Lap by
19.673	131,982	1:58.828	143,603	13 - Trencar

Race Director: Harald LEHNER

Orbits

Chief of Timing & Scoring: Balázs FERENCZI

RSC Race Weekend - Pannónia-ring 2019

Sorted on Laps

1 H Tylmann Historic

www.pannonia-ring.com 4,740 km

RESULT- Race

2019. 07. 06. 17:55

Race (1:00:00 Time) started at 18:08:53

Pos	No.	Name	Nat	Car	Laps	Total Tm	Diff	Gap	Best Tm
1	9	Hubert FÄRBER		Ford Shelby	26	1:01:53.519			2:10.981
2	6	SAHL Engineering		Ford RS1600 BDA	26	1:02:28.304	34.785	34.785	2:12.874
3	14	Josef SCHÖBWENDTER		Jaguar XJS	26	1:02:51.008	57.489	22.704	2:11.696
4	5	Gotcha		BMW 325i	26	1:03:22.864	1:29.345	31.856	2:14.112
5	11	Racing Team Spazierer		Ford Capri 2600 RS	25	1:02:02.256	1 Lap	1 Lap	2:18.261
6	17	Gerhard BRUCKMÜLLER		VW Golf 1	25	1:03:03.646	1 Lap	1:01.390	2:17.401
7	12	Michael SPAZIERER		Ford Capri 3100 RS	25	1:03:16.787	1 Lap	13.141	2:16.241
8	16	Scherdi/Zimmermann		BMW E30	25	1:03:36.107	1 Lap	19.320	2:20.410
9	7	Gerald MÜLLER		Ford Escort RS1600	25	1:04:30.489	1 Lap	54.382	2:17.531
10	15	Astrid WITZANY		BMW 2002	24	1:03:48.009	2 Laps	1 Lap	2:25.444
11	1	Bernard CHRISTIAN		BMW 700	22	1:04:45.193	4 Laps	2 Laps	2:40.081
12	3	Michael PUTZ		BMW 2002	18	45:46.558	8 Laps	4 Laps	2:18.041
13	8	Irger / Schropfer		Ford GT40	2	4:58.835	24 Laps	16 Laps	2:14.369

Race Control Report

Team#5 got 2sec penatly because pit out too early
 #7 got 46s penatly because too early pit in
 #1 CHRISTIAN got 36s because pit in too early

Margin of Victory	Avg. Speed	Best Lap Tm	Best Speed	Best Lap by
34.785	119,473	2:10.981	130,278	9 - Die V8 Narrischen

Race Director: Harald LEHNER

Orbits

Chief of Timing & Scoring: Balázs FERENCZI

Classica Trophy Pannoniaring

Wertung 1

Pos	No.	Name	Best Tm	Referencia Tm	Difference	Laps
1	2	Bert MARGREITER / Konnie AISTEILT	02:59,805	02:59,788	00:00,386	3
2	51	Nikolaus HORVATH	02:50,396	02:50,284	00:00,638	3
3	14	Manfred BUSWALD	02:50,792	02:51,940	00:01,651	3
4	136	Peter JAITNER	02:36,463	02:37,128	00:01,671	3
5	170	Ivica BISTROVIC	02:35,222	02:36,153	00:02,061	3
6	3	Wilfried LIND / Karl PLANITZER	03:09,125	03:09,898	00:02,366	3
7	18	Friedrich RAUTER	02:39,204	02:40,589	00:03,230	3
8	279	Heinz FINSTER / Michael FINSTER	02:37,657	02:37,384	00:03,777	3
9	168	Reinhold HUBER / Egon MLINERITSC	02:30,763	02:33,452	00:04,021	3
10	144	Brigitte JAITNER	03:12,533	03:15,009	00:05,786	3
11	77	Gerhard KAISER	02:47,812	02:50,694	00:06,510	3
12	158	Robert BAUMGARTNER	02:41,550	02:44,921	00:06,739	3
13	156	Tina JENTZSCH	02:42,881	02:47,343	00:07,456	3
14	38	Martin TISCHLER	02:44,411	02:47,606	00:07,762	3
15	45	Samantha KLOSTERER	02:53,304	02:56,947	00:11,064	3
16	93	Michael RAUSCH/ Michaela KUNZER	02:32,939	02:39,699	00:12,821	3
17	122	Michael PIRBAUMER	03:00,371	03:08,272	00:13,675	3
18	61	Bruno HUBER	02:56,635	03:04,526	00:18,757	3
19	37	Helmut NEISSER	02:37,217	02:40,475	00:21,220	3
20	103	Günter NEBEL	02:38,992	02:35,890	03:05,250	2

Wertung 2

Pos	No.	Name	Best Tm	Referencia Tm	Difference	Laps
1	2	Bert MARGREITER / Konnie AISTEILT	02:59,710	02:59,818	00:00,596	3
2	3	Wilfried LIND / Karl PLANITZER	03:10,170	03:09,982	00:01,430	3
3	51	Nikolaus HORVATH	02:47,272	02:47,012	00:03,221	3
4	156	Tina JENTZSCH	02:42,526	02:44,267	00:03,461	3
5	170	Ivica BISTROVIC	02:36,232	02:37,757	00:03,466	3
6	38	Martin TISCHLER	02:42,404	02:44,140	00:03,499	3
7	158	Robert BAUMGARTNER	02:39,338	02:42,349	00:05,774	3
8	136	Peter JAITNER	03:00,828	03:02,966	00:06,454	3
9	103	Günter NEBEL	02:33,032	02:36,568	00:06,479	3
10	122	Michael PIRBAUMER	02:53,642	02:57,397	00:06,788	3
11	14	Manfred BUSWALD	02:46,309	02:44,902	00:06,813	3
12	144	Brigitte JAITNER	03:13,319	03:15,177	00:07,087	3
13	37	Helmut NEISSER	02:37,502	02:40,862	00:07,569	3
14	93	Michael RAUSCH/ Michaela KUNZER	02:39,002	02:44,039	00:10,391	3
15	279	Heinz FINSTER / Michael FINSTER	02:44,472	02:40,881	00:12,182	3
16	18	Friedrich RAUTER	02:40,364	02:48,872	00:23,459	3
17	45	Samantha KLOSTERER	02:48,308	03:02,660	00:29,447	3
18	61	Bruno HUBER	02:56,439	03:10,607	00:31,087	3
19	168	Alfred STRAUB	02:28,597	02:49,573	00:44,740	3

Histo Cup

Classica Trophy Pannoniaring

Wertung 3

Pos	No.	Name	Best Tm	Referencia Tm	Difference	Laps
1	2	Pert MARGREITER / Konnie AISTEILT	02:59,813	02:59,963	00:00,364	3
2	3	Wilfried LIND / Karl PLANITZER	03:10,107	03:10,053	00:00,614	3
3	51	Nikolaus HORVATH	02:52,383	02:52,406	00:00,839	3
4	122	Michael PIRBAUMER	02:57,545	02:58,639	00:01,925	3
5	144	Brigitte JAITNER	03:10,618	03:11,112	00:02,427	3
6	14	Manfred BUSWALD	02:43,888	02:43,512	00:02,455	3
7	136	Peter JAITNER	02:30,347	02:31,977	00:03,694	3
8	158	Robert BAUMGARTNER	02:37,482	02:37,951	00:03,994	3
9	37	Helmut NEISSER	02:33,277	02:36,166	00:04,166	3
10	38	Martin TISCHLER	02:41,096	02:42,767	00:04,187	3
11	77	Gerhard KAISER	02:49,782	02:52,119	00:04,606	3
12	170	Ivica BISTROVIC	02:35,207	02:37,735	00:05,836	3
13	61	Bruno HUBER	02:48,047	02:50,847	00:07,136	3
14	18	Friedrich RAUTER	02:41,809	02:45,270	00:07,348	3
15	1681	Reinhold HUBER / Egon MLINERITSC	02:35,919	02:39,113	00:07,880	3
16	45	Samantha KLOSTERER	02:42,388	02:46,657	00:11,642	3
17	168	Alfred STRAUß	02:29,362	02:34,375	00:14,862	3
18	156	Tina JENTZSCH	02:42,149	02:48,249	00:17,073	3
19	279	Heinz FINSTER / Michael FINSTER	02:42,132		14:25,927	3
20	103	Günter NEBEL				

Gesamtwertung

No.	Name	w1	w2	w3		
2 (1)	Pert MARGREITER / Konnie AISTEILT	00:00,386	00:00,596	00:00,364	00:01,346	CT2
3 (2)	Wilfried LIND / Karl PLANITZER	00:02,366	00:01,430	00:00,614	00:04,410	CT2
51 (1)	Nikolaus HORVATH	00:00,638	00:03,221	00:00,839	00:04,698	CT
14 (2)	Manfred BUSWALD	00:01,651	00:06,813	00:02,455	00:10,919	CT
77	Gerhard KAISER	00:06,510		00:04,606	00:11,116	CT
170 (3)	Ivica BISTROVIC	00:02,061	00:03,466	00:05,836	00:11,363	CT
136	Peter JAITNER	00:01,671	00:06,454	00:03,694	00:11,819	CT
144	Brigitte JAITNER	00:05,786	00:07,087	00:02,427	00:15,300	CT
38	Martin TISCHLER	00:07,762	00:03,499	00:04,187	00:15,448	CT
158	Robert BAUMGARTNER	00:06,739	00:05,774	00:03,994	00:16,507	CT
1681 (3)	Reinhold HUBER / Egon MLINERITSC	00:03,041	00:07,881	00:07,880	00:18,802	CT2
122	Michael PIRBAUMER	00:13,675	00:06,788	00:01,925	00:22,388	CT
93	Michael RAUSCH/ Michaela KUNZER	00:12,821	00:10,391		00:23,212	CT2
156	Tina JENTZSCH	00:07,456	00:03,461	00:17,073	00:27,990	CT
37	Helmut NEISSER	00:21,220	00:07,569	00:04,166	00:32,955	CT
18	Friedrich RAUTER	00:03,230	00:23,459	00:07,348	00:34,037	CT
168	Alfred STRAUß	00:11,451	00:12,636	00:14,862	00:38,949	CT
45	Samantha KLOSTERER	00:11,064	00:29,447	00:11,642	00:52,153	CT
61	Bruno HUBER	00:18,757	00:31,087	00:07,136	00:56,980	CT
103	Günter NEBEL	03:05,250	00:06,479	00:00,000	03:11,729	CT
279	Heinz FINSTER / Michael FINSTER	02:40,110	00:12,182	14:25,927	17:18,219	CT2