

RSC Race Weekend - Pannonia-ring 2023

RSC Race Weekend - Pannonia-ring 2023

Sorted on Laps

BMW 325 Challenge / Mini

www.pannonia-ring.com 4,740 km

Rennen 2

2023. 04. 16. 15:55

Race (22:00 Time) started at 16:04:52

Pos	No.	Name	Nat	Bike	Type	ccm	Baujähre	Laps	Total Tm	Diff	Best Tm
BMW											
1	215	Alexis GRAF VON WEDEL	GER	BMW	325 Challenge	2500	1989	10	22:58.165		2:14.986
2	273	Patrick WEISS	AUT	BMW	325i	2500	1989	10	22:58.989	0.824	2:14.844
3	212	Lando GRAF VON WEDEL	GER	BMW	325 Challenge	2500	1989	10	23:12.048	13.883	2:15.095
4	201	Tobias FISCHER	AUT	BMW	325i Challenge	2500	1989	10	23:42.929	44.764	2:18.685
5	275	Christian PAPAI	AUT	BMW	325i	2500	1988	10	24:48.600	1:50.435	2:25.173
6	278	Christoph SCHMITZBERGER	AUT	BMW	325 Challenge	2500	1987	10	25:14.825	2:16.660	2:22.356
Not classified											
DNF	236	Robert WARTER	AUT	BMW	325 Challenge	2500	1990	7	17:24.131	DNF	2:23.521
BSTW											
1	125	Thomas HERTERICH	GER	BMW	325	2494	1988	10	23:57.769		2:20.549
S-CUP											
1	214	Christian GRAF VON WEDEL	GER	BMW	325i Challenge	2500	1989	10	23:48.392		2:20.282
2	272	Gerhard WEISS	AUT	BMW	325 Challenge	2500	1988	10	23:54.924	6.532	2:18.604
3	237	Hans HUBER	AUT	BMW	325i	2500	1988	10	23:58.737	10.345	2:19.375
4	211	Michael STEFFNY	AUT	BMW	325 Challenge	2500	1989	10	24:19.635	31.243	2:22.350
5	271	Walter BRAUNSTEIN	AUT	BMW	325i E30	2500	1999	10	24:27.139	38.747	2:20.169
6	230	Alfred PIESINGER	AUT	BMW	325i	2500	1986	10	24:44.786	56.394	2:20.524
7	206	Erich KLIMA	AUT	BMW	325 Challenge	2500	1988	10	25:32.618	1:44.226	2:28.081
Not classified											
DNF	276	Richard PRETHALER	AUT	BMW	325 Challenge	2500	1988	9	22:46.321	DNF	2:20.642
DNF	238	Franz LEITNER	AUT	BMW	325	2500	1989	7	17:24.010	DNF	2:23.853

Race Control Report

Official

AVC 4Q
16/37

Margin of Victory	Avg. Speed	Best Lap Tm	Best Speed	Best Lap by
0.824	123,817	2:14.844	126,546	273 - Patrick WEISS

Orbits

RSC Race Weekend - Pannonia-ring 2023

Sorted on Laps

Formel Renault 2.0

www.pannonia-ring.com 4,740 km

Rennen 2

2023. 04. 16. 15:20

Race (22:00 Time) started at 15:30:32

Pos	No.	Name	Nat	Bike	Type	ccm	Jahr	Laps	Total Tm	Diff	Best Tm
FR-1											
1	104	Ádám KOVÁCS	HUN	Tatuus	Formel Renault 2.0	1998	2009	11	23:46.924		2:04.459
2	101	Norbert LENZENWEGER	AUT	Tatuus Renault	2	2000	2005	11	25:38.290	1:51.366	2:14.169
3	106	Martin-Ioan KOSTAL	CZE	Tatuus	Formel Renault 2.0	1998	2007	10	24:11.171	1 Lap	2:22.290
4	108	Leopold MATOUSCHEK	AUT	Formel Renault	RF20	2000	2005	10	24:32.968	1 Lap	2:17.234
5	170	Christian BRAKELS	GER	Tatuus	Formel Renault 2.0	2000	2008	9	24:23.752	2 Laps	2:36.457
6	115	Christoph TITZ	AUT	Formel Renault	2.0	2000	2003	8	24:02.449	3 Laps	2:54.186
FR-2											
1	103	Michael FISCHER	AUT	Tatuus	Formel Renault 2.0	1998	2008	11	23:46.528		2:04.391
2	143	Dominic MAKOLM	AUT	Tatuus	Formel Renault	1998	2018	11	23:47.679	1.151	2:05.239
3	114	Philipp THIEL	AUT	Tatuus	Renault	2000	2013	11	23:57.010	10.482	2:06.873
4	135	Bernhard STITZ	AUT	Renault	2.0-13	2000	2014	9	25:06.767	2 Laps	2:41.186

Official

Race Control Report

Blue

16:10

Margin of Victory	Avg. Speed	Best Lap Tm	Best Speed	Best Lap by
0.396	131,581	2:04.391	137,180	103 - Michael FISCHER

Orbits

RSC Race Weekend - Pannonia-ring 2023

Sorted on Laps

Formel Historic

www.pannonia-ring.com 4,740 km

Rennen 2

2023. 04. 16. 14:10

Race (22:00 Time) started at 14:19:31

Pos	No.	Name	Nat	Bike	Type	ccm	Jahr	Laps	Total Tm	Diff	Best Tm
FH DIV 1 Profil											
1	220	Robert WASCHAK	AUT	Austro Vau	FV	1300	1968	8	25:11.084		3:04.023
2	43	Franz ZIERHOFER	AUT	PRS	Formel Ford	1600	1962	8	25:39.735	28.651	3:05.872
Not classified											
DNS	51	Peter HINDERER	GER	Lotus	51 A/C	1599	1967				DNS
FH DIV 3											
1	64	Georg PANZENBÖCK	AUT	Rait	RT31	1982	1986	9	23:36.616		2:32.353
2	3	Karin RENNER	AUT	Reynard F3	893	1998	1989	9	25:55.816	2:19.200	2:46.554
DNF	65	Karl NEUMAYER	AUT	Dallara	F388	2000	1988	6	15:36.909	DNF	2:30.430
FH DIV 4											
1	5	Nikolay TAKEV	BUL	Dallara	F3	2000	2000	9	23:06.015		2:28.573
2	15	Roman PÖLLINGER	AUT	Reynard	F387	2000	1987	9	23:27.369	21.354	2:24.384
3	10	Thilo KRICHBAUM	GER	Tatuus	Formel Renault	1998	1998	9	23:34.665	28.650	2:32.024
4	9	Christian WINDISCHBERGER	AUT	Martini Formel 3	MK 73	2000	1998	8	23:36.410	1 Lap	2:53.540
DNF	62	Peter PECKARY	AUT	Dallara	Formel 3	2000	1998	3	8:47.104	DNF	2:36.653
Guest											
1	16	Leonhard GAPPMAYER	AUT	Dallara	F300	2000	1999	8	25:19.113		3:03.793

Official

Race Control Report

- #3 - Best time under YELLOW Flag - Penalty +5 sec.
- #16 - Best time under YELLOW Flag - Penalty +5 sec.
- #43 - Best time under YELLOW Flag - Penalty +5 sec.

Brubg! *T...* *UQ* *1508*

Margin of Victory	Avg. Speed	Best Lap Tm	Best Speed	Best Lap by
21.354	110,804	2:24.384	118,165	15 - Roman PÖLLINGER

Orbits

RSC Race Weekend - Pannonia-ring 2023

Sorted on Laps

YT / STW -3000 / TCO -2000

www.pannonia-ring.com 4,740 km

Rennen 2

2023. 04. 16. 14:45

Race (22:00 Time) started at 14:55:26

Pos	No.	Name	Nat	Bike	Type	ccm	Reifgröße	Laps	Total Tm	Diff	Best Tm
2	315	Norbert GREGER	AUT	BMW E36	M3	2990	24.93	10	24:46.304	34.266	2:25.715
3	351	Gottfried RAMPL	GER	BMW	E36 Compact	2990	25.05	10	25:50.330	1:38.292	2:31.740
4	395	Miroslav SVEC	CZE	BMW	M3 E36	2990	25.33	9	25:02.092	1 Lap	2:43.987

Official

Race Control Report

Handwritten signatures and notes:
 - A large blue signature on the left.
 - A signature in the middle.
 - A signature on the right with "RSC 1538" written next to it.

Margin of Victory	Avg. Speed	Best Lap Tm	Best Speed	Best Lap by
4.424	117,518	2:19.982	121,904	340 - Andreas REHWALD

Orbits



ebcont



BMW Premium Selection.
Gebrauchte Automobile



BOSCH

BMW Driving Experience.



RSC Race Weekend - Pannonia-ring 2023

Sorted on Laps

YT / STW -3000 / TCO -2000

www.pannonia-ring.com 4,740 km

Rennen 2

2023. 04. 16. 14:45

Race (22:00 Time) started at 14:55:26

Pos	No.	Name	Nat	Bike	Type	ccm	Jahr	Laps	Total Tm	Diff	Best Tm
MX-5 1600											
1	785	Peter NEMSILA	SVK	Mazda	MX-5 Cup	1600	1990	9	26:56.288		2:52.619
2	707	Drahomir OSVALD	SVK	Mazda	MX-5 Cup	1600	1991	8	26:10.657	1 Lap	3:07.017
STW-1											
1	166	Klaus HOLZINGER	AUT	Alfa Romeo	Alfasud Sprint	1600	1978	9	24:44.433		2:41.028
STW-2											
1	167	Thomas LEHNER	AUT	Alfa Romeo	155	2000	1990	10	26:30.370		2:35.532
2	100	Peter PÖSCHL	AUT	Ford	Escort MkII RS200i	2000	1978	10	26:45.727	15.357	2:37.716
3	184	Gerhard KNECHT	AUT	BMW	325i			9	26:44.938	1 Lap	2:50.321
STW-3											
1	183	Franz-Josef STOPPER	AUT	BMW	325i E30	2494	1988	10	26:49.439		2:37.398
2	136	Peter JAITNER	AUT	Ford	Sierra XR4i	2900	1985	9	26:24.522	1 Lap	2:50.694
TCO-1											
1	595	Ronald WEIDERER	AUT	Abarth	500	1356	2015	9	26:12.069		2:48.759
WTCC											
1	382	Flavio LOMPA	SUI	BMW	320i	2000	2003	10	26:34.222		2:32.836
YT-1											
1	326	Helmut NEUHAUSER	AUT	Renault - Dacia	Logan CUP Gruppe	1598	2003	8	27:18.311		3:20.946
YT-2											
1	356	Dominik KLIMA	AUT	Honda	Integra R	1998	1999	10	24:16.462		2:22.158
2	334	Philipp MATTERS DORFER	AUT	Opel	Astra DTC	1998	2000	10	24:19.374	2.912	2:22.304
YT-3											
1	362	Simon KÖLBL	AUT	BMW	325i	2500	1987	10	24:54.968		2:27.382
2	363	Wolfgang KOMORNIK	AUT	BMW	325i	2500	1987	10	25:25.767	30.799	2:31.032
3	325	Stefanie KLAPFENBÖCK	AUT	BMW	325i E30	2494	1988	7	19:47.693	3 Laps	2:44.533
YT-4											
1	340	Andreas REHWALD	GER	BMW M	M3 E36	2990	1994	10	24:12.038		2:19.982

Race Control Report

Official

[Handwritten signatures]

Margin of Victory	Avg. Speed	Best Lap Tm	Best Speed	Best Lap by
4.424	117,518	2:19.982	121,901	340 - Andreas REHWALD

Orbits

RSC Race Weekend - Pannonia-ring 2023

Sorted on Laps

Histo Cup K / PCC

www.pannonia-ring.com 4,740 km

Rennen 2

2023. 04. 16. 13:00

Race (22:00 Time) started at 13:08:22

Pos	No.	Name	Nat	Bike	Type	ccm	Jahrgang	Laps	Total Tm	Diff	Best Tm
K-2											
1	14	Falko JANSEN	GER	Simca	Rallye 3	1294	1978	7	25:56.511		3:26.746
K-4											
1	28	Michael MÄRZ	AUT	BMW	2002 tii	1998	1973	9	23:45.759		2:35.085
2	81	Nikolas SCHUCH	AUT	OPEL	MANTAA	2000	1971	9	24:11.242	25.483	2:39.526
3	10	Marcus LIPP	AUT	Alfa Romeo	Alfetta GT 1.8	1995	1975	9	24:53.813	1:08.054	2:41.828
4	31	Michael BALTES	GER	Fiat	131 Abarth Grp 4	1991	1978	9	25:40.573	1:54.814	2:46.761
K-6											
1	50	David BECVAR	CZE	Ford	Sierra RS Coswortl	2000	1989	9	23:16.801		2:33.321
K-7											
1	2	Astrid WITZANY	GER	Ford	Mustang	4785	1965	9	23:19.455		2:29.528
DNF	3	Wolfgang SCHACHINGER	AUT	Corvette	C3-Le Mans	5735	1968	2	6:32.525	DNF	3:06.816
PCC-1											
1	695	Stephan ROTT	GER	Porsche	924	1960	1978	8	23:53.642		2:51.940
2	682	Gerhard BRUCKMUELLER	AUT	Porsche	924	2000	1977	7	24:17.402	1 Lap	2:50.343
PCC-2											
1	612	Sven POTT	GER	Porsche	944 S2	3000	1989	9	24:17.621		2:37.465
PCC-3											
1	645	Toni ZISSER	AUT	Porsche	944 Turbo	2500	1986	9	23:26.621		2:33.882
2	621	Thomas SCHÖBWENDTER	AUT	Porsche	944 Turbo	2500	1985	9	24:52.276	1:25.655	2:42.500
PCC-Y2											
1	686	Sascha MITIC	GER	Porsche	964 RSR	3800	1991	9	23:27.005		2:31.718

Official

Race Control Report

#28 - Track Limits - Penalty +5 sec.

[Handwritten signature]

[Handwritten signature]

[Handwritten notes: Aufz 23:50]

[Handwritten signature]

Margin of Victory	Avg. Speed	Best Lap Tm	Best Speed	Best Lap by
2.654	109,948	2:29.528	114,110	2 - Astrid WITZANY

Orbits

RSC Race Weekend - Pannonia-ring 2023

RSC Race Weekend - Pannonia-ring 2023

Sorted on Laps

BMW 325 Challenge / Mini

www.pannonia-ring.com 4,740 km

Rennen 1

2023. 04. 15. 13:00

Race (22:00 Time) started at 13:17:06

Pos	No.	Name	Nat	DiKe	Type	ccm	Jahr	Laps	Total Tm	Diff	Best Tm
BMW											
1	273	Patrick WEISS	AUT	BMW	325i	2500	1989	10	24:10.794		2:23.192
2	212	Lando GRAF VON WEDEL	GER	BMW	325 Challenge	2500	1989	10	24:17.613	6.819	2:22.782
3	201	Tobias FISCHER	AUT	BMW	325i Challenge	2500	1989	10	25:18.498	1:07.704	2:29.289
4	290	Stefan FUHRMANN	AUT	BMW	325i Challenge	2500	1989	10	25:36.827	1:26.033	2:30.845
5	291	Fuhrmann-jun. STEFAN	AUT	BMW	325i Challenge	2500	1989	10	26:05.656	1:54.862	2:30.229
6	236	Luca WARTER	AUT	BMW	325 Challenge	2500	1990	9	24:21.914	1 Lap	2:37.916
7	278	Christoph SCHMITZBERGER	AUT	BMW	325 Challenge	2500	1987	9	26:03.067	1 Lap	2:42.826
8	275	Christian PAPAI	AUT	BMW	325i	2500	1988	8	21:54.290	2 Laps	2:36.205
9	215	Alexis GRAF VON WEDEL	GER	BMW	325 Challenge	2500	1989	8	26:17.535	2 Laps	2:21.069
BSTW											
1	125	Thomas HERTERICH	GER	BMW	325	2494	1988	10	25:12.731		2:28.395
JCW											
1	405	Matthias RAINER-PRANTER	AUT	Mini Cooper	JCW Challenge	1596	2008	10	25:40.669		2:31.161
2	888	Peter HINDERER	GER	Mini	JCW Challenge	1598	2008	9	24:13.906	1 Lap	2:36.858
Not classified (75% = 8 Laps)											
DNF	31	Michael BALTES	GER	Mini	JCW Challenge	1598	1978	7	18:18.929	DNF	2:31.730
S-CUP											
1	272	Gerhard WEISS	AUT	BMW	325 Challenge	2500	1988	10	25:23.216		2:28.922
2	214	Christian GRAF VON WEDEL	GER	BMW	325i Challenge	2500	1989	10	25:47.654	24.438	2:30.358
3	276	Richard PRETHALER	AUT	BMW	325 Challenge	2500	1988	10	26:04.799	41.583	2:30.998
4	271	Walter BRAUNSTEIN	AUT	BMW	325i E30	2500	1989	9	24:21.630	1 Lap	2:37.968
5	230	Alfred PIESINGER	AUT	BMW	325i	2500	1986	9	24:23.223	1 Lap	2:38.534
6	237	Emiljano PETER	AUT	BMW	325i	2500	1988	9	25:08.246	1 Lap	2:40.771
7	238	Franz LEITNER	AUT	BMW	325	2500	1989	9	25:40.171	1 Lap	2:42.486
8	206	Erich KLIMA	AUT	BMW	325 Challenge	2500	1988	9	26:24.412	1 Lap	2:49.254

Official

Race Control Report

Margin of Victory	Avg. Speed	Best Lap Tm	Best Speed	Best Lap by
6.819	117,618	2:21.069	120,962	215 - Alexis GRAF VON WEDEL

Orbits

RSC Race Weekend - Pannonia-ring 2023

RSC Race Weekend - Pannonia-ring 2023

Sorted on Laps

Formel Renault 2.0

www.pannonia-ring.com 4,740 km

Rennen 1

2023. 04. 15. 13:30

Race (22:00 Time) started at 13:56:34

Pos	No.	Name	Nat	Bike	Type	ccm	Baujähre	Laps	Total Tm	Diff	Best Tm
FR-1											
1	104	Ádám KOVÁCS	HUN	Tatuus	Formel Renault 2.0	1998	2009	10	24:11.837		2:13.523
2	101	Norbert LENZENWEGER	AUT	Tatuus Renault	2	2000	2005	10	25:32.582	1:20.745	2:26.091
3	106	Martin-Ioan KOSTAL	CZE	Tatuus	Formel Renault 2.0	1998	2007	10	25:55.828	1:43.991	2:29.656
4	108	Leopold MATOUSCHEK	AUT	Formel Renault	RF20	2000	2005	10	26:10.530	1:58.693	2:28.561
Not classified (75% = 8 Laps)											
DNF	115	Christoph TITZ	AUT	Formel Renault	2.0	2000	2008	4	12:10.917	DNF	2:50.417
DNF	170	Christian BRAKELS	GER	Tatuus	Formel Renault 2.0	2000	2003	1	2:46.252	DNF	2:40.733
FR-2											
1	143	Dominic MAKOLM	AUT	Tatuus	Formel Renault	1998	2018	10	23:59.310		2:11.528
2	114	Philipp THIEL	AUT	Tatuus	Renault	2000	2013	10	24:10.439	11.129	2:13.523
3	135	Bernhard STITZ	AUT	Renault	2.0-13	2000	2014	9	24:30.545	1 Lap	2:36.388
Not classified (75% = 8 Laps)											
DNF	103	Michael FISCHER	AUT	Tatuus	Formel Renault 2.0	1998	2008				DNF

Official *[Signature]*

Race Control Report

#114 - Best Lap under YELLOW flag - Penalty +5 sec.
 #104 - Best Lap under YELLOW flag - Penalty +5 sec.
 #108 - Best Lap under YELLOW flag - Penalty +5 sec.

[Handwritten signature]
 14/45

Margin of Victory	Avg. Speed	Best Lap Tm	Best Speed	Best Lap by
11.129	118,557	2:11.528	129,737	143 - Dominic MAKOLM

Orbits

RSC Race Weekend - Pannonia-ring 2023

Sorted on Laps

YT / STW -3000 / TCO -2000

www.pannonia-ring.com 4,740 km

Rennen 1

2023. 04. 15. 14:00

Race (22:00 Time) started at 14:33:41

Pos	No.	Name	Nat	Bike	Type	ccm	Jahre	Laps	Total Tm	Diff	Best Tm
1	340	Andreas REHWALD	GER	BMW M	M3 E36	2990	1994	10	23:47.248		2:19.968
2	290	Stefan FUHRMANN	AUT	BMW	325i Challenge	2500	1989	10	24:00.641	13.393	2:20.426
3	315	Norbert GREGER	AUT	BMW E36	M3	2990	1993	10	25:10.085	1:22.837	2:25.540
4	395	Miroslav SVEC	CZE	BMW	M3 E36	2990	1993	9	25:53.019	1 Lap	2:36.276
Not classified (75% = 8 Laps)											
DNF	351	Gottfried RAMPL	GER	BMW	E36 Compact	2990	1995	3	7:58.705	DNF	2:27.594
DNS	411	Karl HES	AUT	Mini	R53	1600	2006			DNS	

Official

Race Control Report

KT4 - results (under investigation) *[Signature]*

Margin of Victory	Avg. Speed	Best Lap Tm	Best Speed	Best Lap by
7.257	119,559	2:19.060	122,710	334 - Philipp MATTERS DORFER

Orbits

RSC Race Weekend - Pannonia-ring 2023

RSC Race Weekend - Pannonia-ring 2023

Sorted on Laps

YT / STW -3000 / TCO -2000

www.pannonia-ring.com 4,740 km

Rennen 1

2023. 04. 15. 14:00

Race (22:00 Time) started at 14:33:41

Pos	No.	Name	Nat	Bike	Type	ccm	Baujähre	Laps	Total Tm	Diff	Best Tm
MX-5 1600											
1	785	Peter NEMSILA	SVK	Mazda	MX-5 Cup	1600	1990	9	24:47.356		2:35.877
2	707	Drahomir OSVALD	SVK	Mazda	MX-5 Cup	1600	1991	8	25:23.516	1 Lap	2:56.862
STW-1											
1	166	Klaus HOLZINGER	AUT	Alfa Romeo	Alfasud Sprint	1600	1978	8	22:31.578		2:39.766
STW-2											
1	167	Thomas LEHNER	AUT	Alfa Romeo	155	2000	1990	9	24:15.770		2:38.914
2	100	Peter PÖSCHL	AUT	Ford	Escort MkII RS200i	2000	1978	9	24:22.150	6.380	2:37.828
STW-3											
1	183	Franz-Josef STOPPER	AUT	BMW	325i E30	2494	1988	10	25:29.129		2:27.837
2	136	Peter JAITNER	AUT	Ford	Sierra XR4i	2900	1985	9	24:29.054	1 Lap	2:38.535
3	184	Gerhard KNECHT	AUT	BMW	325i			9	24:51.057	1 Lap	2:37.618
TCO-1											
1	595	Ronald WEIDERER	AUT	Abarth	500	1356	2015	9	23:53.897		2:36.640
WTCC											
1	382	Flavio LOMPA	SUI	BMW	320 I	2000	2003	10	24:58.387		2:25.513
Not classified (75% = 8 Laps)											
	326	Helmut NEUHAUSER	AUT	Renault - Dacia	Logan CUP Gruppe	1598	2006	7	25:27.445		3:05.791
YT-2											
1	356	Dominik KLIMA	AUT	Honda	Integra R	1998	1999	10	23:54.505		2:19.808
2	334	Philipp MATTERSDFORFER	AUT	Opel	Astra DTC	1998	2000	10	24:00.965	6.460	2:19.060
YT-3											
1	362	Simon KÖLBL	AUT	BMW	325i	2500	1987	10	24:59.930		2:27.789
2	342	Karl KÖLBL	AUT	BMW	325i	2500	1987	10	25:03.079	3.149	2:26.891
3	363	Wolfgang KOMORNIK	AUT	BMW	325i	2500	1987	10	25:10.445	10.515	2:28.973
4	325	Stefanie KLAPFENBÖCK	AUT	BMW	325i E30	2494	1986	9	24:22.502	1 Lap	2:36.632
YT-4											

Race Control Report

Official Results (after investigation) *Official Results (after investigation) Police*

Margin of Victory	Avg. Speed	Best Lap Tm	Best Speed	Best Lap by
7.257	119,559	2:19.060	122,710	334 - Philipp MATTERSDFORFER

Orbits

RSC Race Weekend - Pannonia-ring 2023

Sorted on Laps

Formel Historic

www.pannonia-ring.com 4,740 km

Rennen 1

2023. 04. 15. 14:30

Race (22:00 Time) started at 15:09:52

Pos	No.	Name	Nat	Bike	Type	ccm	Baujähre	Laps	Total Tm	Diff	Best Tm
FH DIV 1 Profil											
1	51	Peter HINDERER	GER	Lotus	51 A/C	1599	1967	10	24:38.770		2:19.536
2	43	Franz ZIERHOFER	AUT	PRS	Formel Ford	1600	1982	10	24:44.892	6.122	2:21.559
3	220	Robert WASCHAK	AUT	Austro Vau	FV	1300	1968	10	25:26.819	48.049	2:28.471
FH DIV 3											
1	65	Karl NEUMAYER	AUT	Dallara	F388	2000	1988	11	24:15.698		2:10.532
2	64	Georg PANZENBÖCK	AUT	Ralt	RT31	1982	1986	11	25:23.157	1:07.459	2:14.685
3	3	Karin RENNER	AUT	Reynard F3	893	1998	1989	10	24:40.445	1 Lap	2:19.854
FH DIV 4											
1	62	Peter PECKARY	AUT	Dallara	Formel 3	2000	1998	11	23:25.685		2:03.919
2	15	Roman PÖLLINGER	AUT	Reynard	F387	2000	1987	11	23:45.550	19.865	2:06.781
3	5	Nikolay TAKEV	BUL	Dallara	F3	2000	2000	11	24:26.621	1:00.936	2:08.530
4	10	Thilo KRICHBAUM	GER	Tatuus	Formel Renault	1998	1998	11	24:41.752	1:16.067	2:06.612
5	9	Christian WINDISCHBERGER	AUT	Martini Formel 3	MK 73	2000	1998	11	24:42.008	1:16.323	2:07.123
Not classified (75% = 9 Laps)											
DNS	16	Leonhard GAPPMAYER	AUT	Dallara	F300	2000	1999				DNS

Race Control Report

Official

Handwritten signature

Handwritten signatures and initials

Margin of Victory	Avg. Speed	Best Lap Tm	Best Speed	Best Lap by
19.865	133,532	2:03.919	137,703	62 - Peter PECKARY

Orbits

RSC Race Weekend - Pannonia-ring 2023

Sorted on Laps

TCO +2000

www.pannonia-ring.com 4,740 km

Rennen 1

2023. 04. 15. 15:00

Race (22:00 Time) started at 15:45:51

Pos	No.	Name	Nat	Bike	Type	ccm	Baujähre	Laps	Total Tm	Diff	Best Tm
TCO-2											
1	436	Mario HUBER	AUT	VW	Golf TCR	2000	2018	12	24:46.061		2:01.960
2	520	Stefan SCHÄFER	GER	VW	Golf GTI TCR	1984	2018	12	25:00.829	14.768	2:01.804
3	557	Reinhardt GFATTERHOFER	AUT	Cupra	TCR	2000	2020	10	23:43.265	2 Laps	2:19.539
4	537	Helmut NEISSER	AUT	Mazda	MX-5	1800	1998	10	24:21.742	2 Laps	2:22.972
TCO-3											
1	466	Stefan FUHRMANN	AUT	BMW	240i	3000	2006	11	23:23.661		2:04.726
TCO-5											
1	505	Siegfried KUZDAS	AUT	BMW Alpina	B6GT3	4400	2009	12	23:32.976		1:56.184
2	570	Richard WOLF	AUT	BMW	M4	4000	2023	12	24:49.559	1:16.583	2:02.370
3	597	Josef MEYER	AUT	Porsche	991.2 GT 3 Cup	3996	2018	12	25:00.386	1:27.410	2:02.315
4	568	Helmut PÖTZELBERGER	AUT	Porsche	991 GT3 CUP	4000	2014	11	24:57.623	1 Lap	2:11.244
TCO-6											
1	803	Daniel DREXEL	AUT	KTM	X-Bow GT4	1984	2018	12	24:09.713		1:58.620
2	819	Sven FÖRSTER	AUT	KTM	X-Bow	1984		12	24:29.880	20.167	1:59.748
3	898	Grip MAX	AUT	KTM	X-Bow 1	2000	2016	12	25:08.548	58.835	2:02.718
4	840	Gregor SCHNEIDER	GER	KTM	X-Bow	1984	2019	12	25:27.315	1:17.602	2:03.533

Race Control Report

Official *[Signature]*
[Signature]
[Signature] 16.25.23

Margin of Victory	Avg. Speed	Best Lap Tm	Best Speed	Best Lap by
36.737	144,920	1:56.184	146,870	505 - Siegfried KUZDAS

Orbits

RSC Race Weekend - Pannonia-ring 2023

Sorted on Laps

YT / STW +3000

www.pannonia-ring.com 4,740 km

Rennen 1

2023. 04. 15. 15:30

Race (22:00 Time) started at 16:23:45

Pos	No.	Name	Nat	Bike	Type	ccm	Baujähre	Laps	Total Tm	Diff	Best Tm
PCC-3											
1	616	Thomas SCHLERETH	GER	Porsche	944 Turbo CUP	2479	1987	9	22:40.583		2:25.907
STW-5											
1	171	Erich PETRAKOVITS	AUT	Ford	Remus Capri Turbo	3400	1982	4	10:45.747		2:26.049
YT-5											
1	319	Herbert KARRER	AUT	Porsche	911- GT3 Cup	3600	2006	11	22:44.039		2:01.295
2	379	Hubert AUERNIGG	AUT	BMW	M3 E46 GTR	3250	2001	11	23:28.317	44.278	2:02.768
3	304	Gerhard FLENREISS	AUT	Porsche	996 GT3 Cup	3600	2001	11	25:06.023	2:21.984	2:11.434
YT-6											
1	339	Heinz WEISSENBACHER	AUT	Porsche	997	3600	2006	11	22:40.504		2:01.978
2	397	Thomas VITAL	GER	Maserati	Trofeo	4243	2003	10	22:20.740	1 Lap	2:11.537
Not classified											
DNS	361	Anton STOIBER	GER	Porsche	Cup 997	3800	2006				DNS
YT-7											
1	345	Emiljano PETER	AUT	Porsche	997 Gruppe N	3500	2006	10	24:29.623		2:16.559
2	400	Josef GLASER	GER	Seat	Leon Gruppe N	3400	2006	3	7:03.832	7 Laps	2:16.578

Race Control Report

Margin of Victory	Avg. Speed	Best Lap Tm	Best Speed	Best Lap by
3.535	137,967	2:01.295	140,682	319 - Herbert KARRER

Orbits

RSC Race Weekend - Pannonia-ring 2023

Sorted on Laps

Histo Cup K / PCC

www.pannonia-ring.com 4,740 km

Rennen 1

2023. 04. 15. 16:00

Race (22:00 Time) started at 17:21:54

Pos	No.	Name	Nat	Bike	Type	ccm	Leujähre	Laps	Total Tm	Diff	Best Tm
DNS	665	Hans AUER	GER	Porsche	911 RSR	3600	1972			DNS	
1	686	Sascha MITIC	GER	Porsche	964 RSR	3800	1991	9	23:30.984		2:32.360

Race Control Report

Official

Handwritten signatures

Handwritten: Auer 18:30

Margin of Victory	Avg. Speed	Best Lap Tm	Best Speed	Best Lap by
1.297	111,897	2:28.693	114,760	50 - David BECVAR

Orbits

RSC Race Weekend - Pannonia-ring 2023

Sorted on Laps

Histo Cup K / PCC

www.pannonia-ring.com 4,740 km

Rennen 1

2023. 04. 15. 16:00

Race (22:00 Time) started at 17:21:54

Pos	No.	Name	Nat	Bike	Type	ccm	Jahre	Laps	Total Tm	Diff	Best Tm
Not classified											
DNS	275	Christian PAPAI	AUT	BMW	325i	2500	1988			DNS	
DNS	278	Christoph SCHMITZBERGER	AUT	BMW	325 Challenge	2500	1987			DNS	
K-2											
1	14	Falko JANSEN	GER	Simca	Rallye 3	1294	1978	7	24:52.011		3:14.263
K-4											
1	28	Michael MÄRZ	AUT	BMW	2002 tii	1998	1973	9	23:44.150		2:35.911
2	81	Nikolas SCHUCH	AUT	OPEL	MANTA A	2000	1971	9	23:51.502	7.352	2:35.054
3	31	Michael BALTES	GER	Fiat	131 Abarth Grp 4	1991	1978	9	25:32.759	1:48.609	2:45.919
4	10	Marcus LIPP	AUT	Alfa Romeo	Alfetta GT 1.8	1995	1975	8	23:15.387	1 Lap	2:43.464
K-6											
1	50	David BECVAR	CZE	Ford	Sierra RS Coswortl	2000	1989	9	22:52.475		2:28.693
K-7											
1	2	Astrid WITZANY	GER	Ford	Mustang	4785	1965	8	23:37.004		2:51.475
Not classified											
DNS	3	Wolfgang SCHACHINGER	AUT	Corvette	C3-Le Mans	5735	1968			DNS	
PCC-1											
1	682	Gerhard BRUCKMUELLER	AUT	Porsche	924	2000	1977	9	25:34.704		2:45.475
2	695	Stephan ROTT	GER	Porsche	924	1960	1978	8	23:41.292	1 Lap	2:50.362
PCC-2											
1	612	Sven POTT	GER	Porsche	944 S2	3000	1989	9	24:15.720		2:39.160
PCC-3											
1	645	Toni ZISSER	AUT	Porsche	944 Turbo	2500	1986	9	22:53.772		2:30.342
2	616	Thomas SCHLERETH	GER	Porsche	944 Turbo CUP	2479	1987	9	23:33.586	39.814	2:31.487
3	621	Josef SCHÖBENDTER	AUT	Porsche	944 Turbo	2479	1985	9	23:50.907	57.135	2:34.764
4	649	Guido-Georg BRAUN	GER	Porsche	944 Turbo S	2500	1987	6	18:46.989	3 Laps	2:51.759

Not classified

Race Control Report

Official    

14.04.2023 16:30

Margin of Victory	Avg. Speed	Best Lap Tm	Best Speed	Best Lap by
1.297	111,897	2:28.693	114,760	50 - David BECVAR

Orbits

RSC Race Weekend - Pannonia-ring 2023

Sorted on Laps

Ravenol 1 Hour Race


www.pannonia-ring.com 4,740 km

Rennen

2023. 04. 15. 16:30



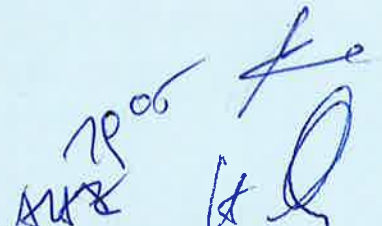
Race (1:00:00 Time) started at 17:59:47

84.37



Pos	No.	Name	Nat	Bike	Type	ccm	Baujähre	Laps	Total Tm	Diff	Best Tm
EH-1											
1	595	Huber Motorsport	AUT	Abarth	500	1356	2015	17	52:14.542		2:44.722
2	616	Eleven Munich	GER	Porsche	944 Turbo CUP	2479	1987	13	32:05.276	4 Laps	2:24.294
ETCO-2											
1	840	Razoon more than racing	GER	KTM	X-Bow	1984	2019	21	52:15.832		2:16.146
2	803	Razoon more than racing 2	AUT	KTM	X-Bow GT4	1984	2018	21	52:24.950	9.118	2:12.508
3	570	Razoon more than racing 3	AUT	BMW	M4	4000	2023	21	54:12.145	1:56.313	2:17.967
4	466	RP Racing 2	AUT	BMW	240i	3000	2006	20	52:56.641	1 Lap	2:23.648
5	319	Meyer-Karrer	AUT	Porsche	911- GT3 Cup	3600	2006	20	53:48.931	1 Lap	2:17.373
EYT-1											
1	276	Weiss	AUT	BMW	325 Challenge	2500	1988	17	52:13.861		2:45.693
2	278	WSS	AUT	BMW	325 Challenge	2500	1987	17	53:09.211	55.350	2:47.917
3	206	Team Klima / Parth	AUT	BMW	325 Challenge	2500	1988	17	53:32.986	1:19.125	2:50.988
4	275	Team WSS	AUT	BMW	325i	2500	1988	17	53:34.479	1:20.618	2:46.268
5	238	KFZ Leitner	AUT	BMW	325	2500	1989	16	51:40.553	1 Lap	2:56.433
EYT-2											
1	333	Duller Motorsport		BMW	M3	3200		21	52:54.000		2:17.764

Race Control Report

Official   

Margin of Victory	Avg. Speed	Best Lap Tm	Best Speed	Best Lap by
9.118	114,274	2:12.508	128,777	803 - Razoon more than racing 2

Orbits

RSC Race Weekend - Pannonia-ring 2023

Sorted on Laps

Ravenol 1 Hour Race

www.pannonia-ring.com 4,740 km

Rennen

2023. 04. 15. 16:30

Race (1:00:00 Time) started at 17:59:47

Pos	No.	Name	Nat	Bike	Type	ccm	Raujähre	Laps	Total Tm	Diff	Best Tm
1	840	Razoon more than racing	GER	KTM	X-Bow	1984	2019	21	52:15.832		2:16.146
2	803	Razoon more than racing 2	AUT	KTM	X-Bow GT4	1984	2018	21	52:24.950	9.118	2:12.508
3	333	Duller Motorsport		BMW	M3	3200		21	52:54.000	38.168	2:17.764
4	570	Razoon more than racing 3	AUT	BMW	M4	4000	2023	21	54:12.145	1:56.313	2:17.967
5	466	RP Racing 2	AUT	BMW	240i	3000	2006	20	52:56.641	1 Lap	2:23.648
6	319	Meyer-Karrer	AUT	Porsche	911- GT3 Cup	3600	2006	20	53:48.931	1 Lap	2:17.373
7	276	Weiss	AUT	BMW	325 Challenge	2500	1988	17	52:13.861	4 Laps	2:45.693
8	595	Huber Motorsport	AUT	Abarth	500	1356	2015	17	52:14.542	4 Laps	2:44.722
9	278	WSS	AUT	BMW	325 Challenge	2500	1987	17	53:09.211	4 Laps	2:47.917
10	206	Team Klima / Parth	AUT	BMW	325 Challenge	2500	1988	17	53:32.986	4 Laps	2:50.988
11	275	Team WSS	AUT	BMW	325i	2500	1988	17	53:34.479	4 Laps	2:46.268
12	238	KFZ Leitner	AUT	BMW	325	2500	1989	16	51:40.553	5 Laps	2:56.433
13	616	Eleven Munich	GER	Porsche	944 Turbo CUP	2479	1987	13	32:05.276	8 Laps	2:24.294

Race Control Report

Official

[Signatures]

190° AKK KQ

Margin of Victory	Avg. Speed	Best Lap Tm	Best Speed	Best Lap by
9.118	114,274	2:12.508	128,777	803 - Razoon more than racing 2

Orbits